

# Hinge Doors for Buildings and Condominiums



Hinge doors for  
commercial and condominium buildings



For Hotels

## Lightweight Steel Door **Prosper** [Specified fireproof fittings]

In 31 colors, satisfying various hotel requirements.



## Condominium Woodgrain Door **Manhattan** [Specified fireproof fittings]

Surface lined with natural wood, adding warmth.



## High-end Condominium Door **Tredoor Series** [Specified fireproof fittings]

The materials, colors, and decorations all contribute to high grade living.

### ● Shiosite


Suitable for coastal districts, using surface materials, hardware, and finishing that provide excellent resistance to corrosion.

### ● Mikusera

Combination of different surface materials creates an innovative texture.

### ● Ekoa

Moderate the inside/outside pressure difference, and reduce the power necessary to open the door.



## Condominium Door **Seledoor Series** [Specified fireproof fittings]

The simple appearance adds urban refinement to the basic function.

### ● Avance


We offer you the pleasure of selecting from a wealth of designs and colors.

### ● FPRVIO

Line of relaxing colors and simple designs.

### ● Elmano


Popular because it is simple and reasonable.



## Condominium Door **X-DOOR / X-DOOR CHANGE**

[Specified fireproof fittings]

You can create a unique door, by selecting your favorite combination of design, surface material and hardware. X-DOOR CHANGE is suitable for your condominium remodeling.







## BL Entrance Door [Specified fireproof fittings]

## BL Entrance Door for Remodeling [Specified fireproof fittings]

Awarded certification by the Center for Better Living. High quality and top performance.



## BL Entrance Door (assembled by YAG laser) [Specified fireproof fittings]

BL heavyweight door with reduced weight, featuring stable performance by YAG laser assembly.



## BL Sliding Entrance Door [Specified fireproof fittings]

Barrier-free sliding door with security performance satisfying BL criteria.



## Gas Chamber with Colored Steel Sheet

Gas Chamber with Colored Steel Sheet which takes into account matching of the front door and exterior walls.



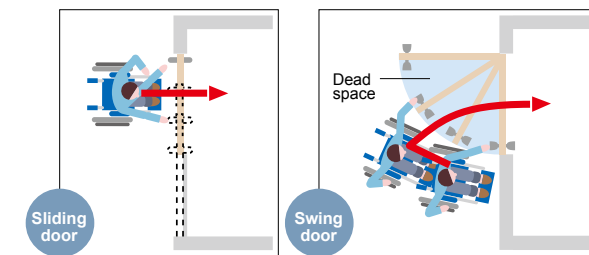
## Balcony Partition with Zipper Hedateita

Revolutionary partition guaranteeing safety in an emergency. Can be opened instead of being kicked as with conventional veranda partitions.




## Sliding Condominium Entrance Door Smood YURAKU [Specified fireproof fittings]

Sliding door specifically for interior corridors of condominiums for seniors.



## Lightweight Steel Folding Door KAIRAKUEN (Care-Ease-Support)

2-way folding door, easy to operate, based on "universal design" concept.



## Lightweight Steel Sliding Door Smood

Suspended sliding door, quieter and easier to open barrier free model ideal for medical and welfare facilities.




### ● Linear type

Can be opened and closed with merely an assist; compared to a belt type, less debris generated by friction, and quieter.



### ● Fully open type

Fully open model in which the door pocket itself can be opened like a door when carrying a stretcher through the entrance.



### ● Dual sliding type

Cuts door pocket space in half to obtain ample opening even in confined spaces.



# Hinge Doors for Nonresidential Buildings

## Heavyweight Steel Door SD

Varied lineup of heavyweight steel doors suitable for various locations and needs.



## New Process Heavyweight Steel Door Yag Door

A new process leaves no traces of welding on the steel surface, and lightweight.



## Security Door with Finger Vein Authentication for Small Offices

### Venus Lock

Finger vein authentication that is inexpensive but with a high level of precision, strengthens security of corporate offices.



## Lightweight Steel Door LSD / LD2

Lightweight door for made to order structures, ideal for a wide variety of applications.



## Heavyweight Steel Door Soundproof Door for Theater

Top performance soundproof properties for studios and concert halls where special soundproof environments are indispensable.



# Hinge doors for commercial and condominium buildings



## Smoke Shield Fireproof Folding Door [Specified fireproof fittings]

Stores compactly in narrow door pockets in front of elevators.



## DOORCON Smoke Shield Sliding Door [Specified fireproof fittings]

Various versions for blocking smoke in fireproof areas.

### ● DOORCON NK1 Model

Two models; one model interlocked with the smoke sensor is normally open and automatically closes in an emergency, and one that is normally closed.



### ● DOORCON NK2 Model

When installing wicket doors, can be used in large openings where the door surface is greater than 3 m<sup>2</sup>.



### ● DOORCON E1 Model (one way double slide)

The door pocket width occupies approximately 1/2 of the opening.



## **FIREARD Auto Door**

[Specified fireproof fittings]

Closes automatically when there is a fire. Heat-resistant plate glass guarantees safety.



## **FIREARD II** [Specified fireproof fittings]

See-through type made of heat resistant tempered glass that provides both clear field of vision and safety.

